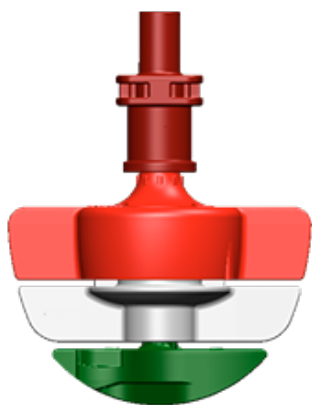




# SpinNet™ SD

A bridge-free micro-sprinkler, for upside-down irrigation, with unique design for superior water distribution uniformity for tunnels as a single line irrigation.



  
Superior Uniformity  
in a Single  
Irrigation Line

  
Bridge-Free  
Micro-Sprinkler

  
Multiple  
Configurations

Applications



Upside-Down  
Irrigation



Single Line  
Irrigation

## Benefits & Features

### High and uniform yield

- ✓ **Superior water distribution uniformity for full coverage irrigation.** Achieved thanks to the unique design of the SpinNet™ micro-sprinkler and the SD device (Shoulder Distribution). SpinNet™ SD is available in a variety of rotors and nozzles that provide different flow rates, and different water profiles to fit completely the plant and structure needs. The Shoulder Distribution provides a high level of uniformity within a closely spaced "strip of sprinklers"
- ✓ **Shadow-less operation** - Assure a uniform irrigation even below the emitter itself

### Keep your crop from drips damage

- ✓ **Drip-less micro-sprinkler** - SpinNet™ SD is designed as a bridge-free micro-sprinkler, preventing drips on the plants located below in a upside-down irrigation to avoid plant damages
- ✓ **Controlled start & stop operation** - With the Reliable anti-drain (AD) valves, all the SpinNet micro-sprinklers, start and stop simultaneously, and prevent distribution pipe drainage and dripping

### Durability and low maintenance

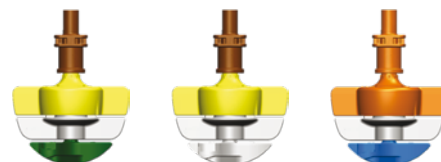
- ✓ **High quality & resistant.** Made of a highest quality material makes it durable and resistant. The integration of acid resistant plastics enables the use of acid treatment, standard agrochemicals and nutrients
- ✓ **Easy to maintain** - The components are interchangeable. Flushing for maintenance can be done easily. The SpinNet™ SD components can be disassembled manually, no tools needed

## Specs. & Recommendations

- **6 Models:** 090/050, 120/070, 160/070, 160/090, 200/090, 200/120 L/H
- The nominal flow is the lower number in model's name. Nominal flow achieved in @2.0bar
- **Pressure range:** 2.0 to 3.0 bar (at the sprinkler head)
- **Inlet connection:** Press fit
- **3 different rotors:**
  - **LR** - Long Range. High trajectory angle. Green rotor
  - **FLT** - Flat distribution. Grey rotor
  - **SR** - Short Range. Low trajectory angle. Blue rotor
- **Color coded nozzles & SD devices** for easy flow identification
- SpinNet™ SD micro-sprinklers meet ISO 8026 standards (SI 1406) with production certified by the Israel Standards Institute (SII)
- **Filtration recommendations:** 130 micron / 120 mesh

**\*Note:** Filtration method shall be selected based on the type and concentration of the dirt particles contained in the water. Wherever sand exceeding 2 ppm exists in the water, a Hydrocyclone shall be installed before the main filter. Wherever sand/ silt/ clay solids exceed 100 ppm, pre-treatment shall be applied according to Netafim™ instructions

→ PERFORMANCE TABLE



MODEL	NOZZLE CODE COLOR + NOZZLE SIZE (MM)	SD CODE COLOR + SD SIZE (MM)	REC. WORKING PRESSURE (BAR)	CONSTANT K	EXPONENT X	WETTED DIAMETER (M) WITH LR GREEN SWIVEL (1.8M ABOVE SURFACE)	WETTED DIAMETER (M) WITH FLT FLAT SWIVEL (1.8M ABOVE SURFACE)	WETTED DIAMETER (M) WITH SR BLUE SWIVEL (1.8M ABOVE SURFACE)	
090/050	ORANGE	ORANGE	1.20	2.0 TO 3.0	11.6	0.5	N/A	N/A	5.5
120/070	RED	RED	1.46	2.0 TO 3.0	15.2	0.5	8.5	7.0	5.5
160/070	BROWN	RED	1.46	2.0 TO 3.0	17.7	0.5	7.5	6.5	5.5
160/090		BROWN	1.56	2.0 TO 3.0	19.7	0.5	8.0	6.5	6.0
200/090	YELLOW	BROWN	1.56	2.0 TO 3.0	20.6	0.5	7.5	6.0	5.5
200/120		YELLOW	1.87	2.0 TO 3.0	27.5	0.5	9.0	7.0	6.5

\* Wetted diameter defined by application rate equal or above 0.26mm/h

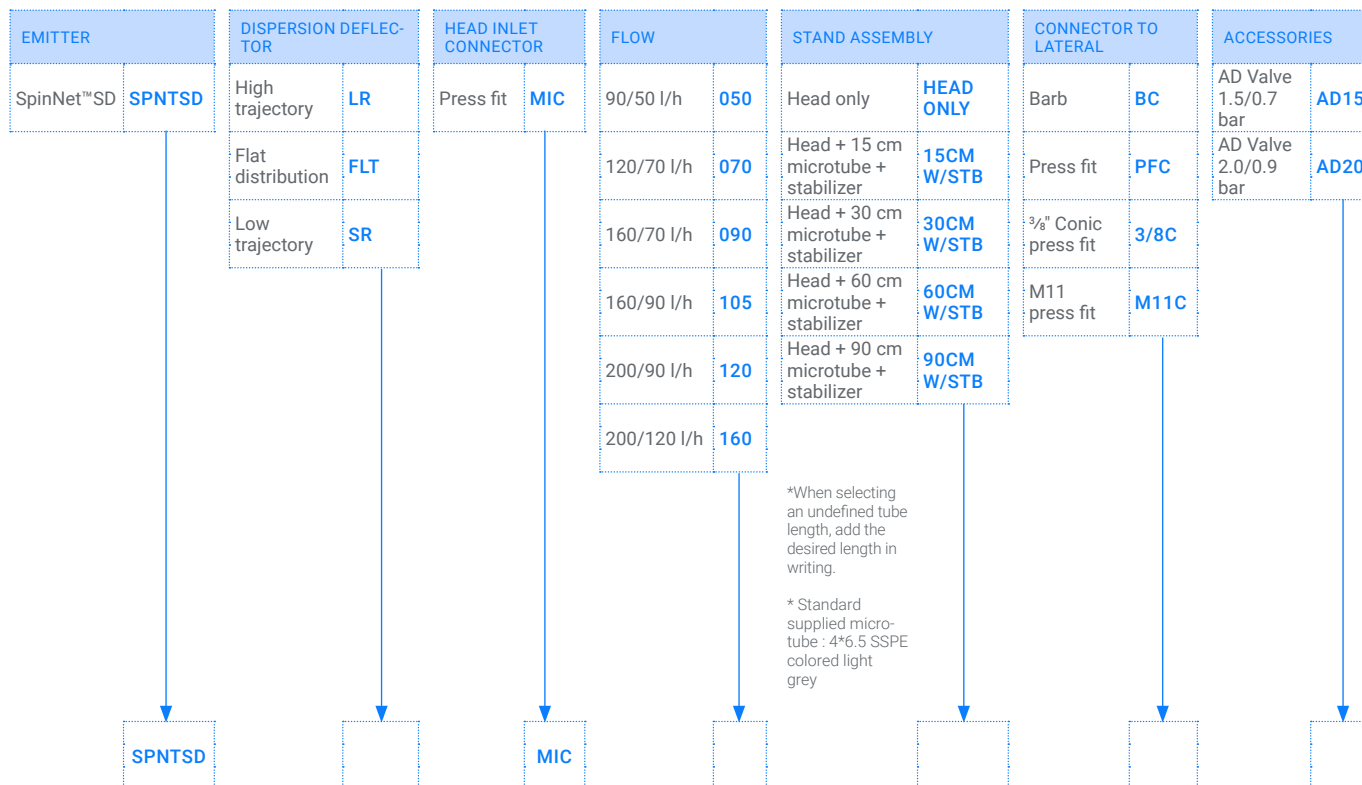
→ PACKAGE DATA

SPINNET™	QTY. P/BOX UNITS	BOX SIZE (CM X CM X CM)	BOX WEIGHT (KG)	BOXES P/PALLET	TOTAL UNITS P/PALLET	PALLET WEIGHT (KG)
HEAD & SD CONNECTOR	1250	18 X 34 X 79	12.9	20	25000	268
COMPLETE STAND (30 CM) W/STABILIZER & AD VALVE	150	28 X 28 X 57	11.5	32	4800	368
COMPLETE STAND (60 CM) W/STABILIZER & AD VALVE	100	18 X 34 X 79	8.4	20	2000	176

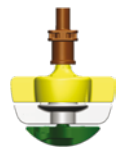
→ ORDERING INFORMATION

Flowchart to determine the desired product definition

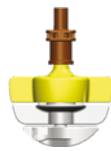
**How to use:** To determine the desired product definition select one of every set of options displayed on the chart.



→ CATALOG NUMBERS FOR SpinNet™ HEAD ONLY



SpinNet™ SD LR,  
GREEN SWIVEL



SpinNet™ SD FLT,  
GREY SWIVEL



SpinNet™ SD SR,  
BLUE SWIVEL

MODEL & NOZZLE COLOR	SD CODE COLOR	LR		FLT		SR	
		1 UNIT	100 UNITS/BAG	1 UNIT	100 UNITS/BAG	1 UNIT	100 UNITS/BAG
090050		N/A	N/A	N/A	N/A	64200-031950	-
120070		64200-010750	64200-010760	64200-001250	64200-001255	64200-032000	64200-032010
160070		64200-012250	-	64200-001460	-	64200-032950	-
160090		64200-013950	64200-013960	64200-001600	-	64200-033000	64200-033010
200090		64200-014090	-	64200-001780	64200-001785	64200-033100	-
200120		64200-014720	-	64200-001840	-	64200-034000	-

FOR SpinNet™ HEAD + AD VALVE

090050		N/A	N/A	N/A	N/A		-
120070		64200-010800	64200-010805	64200-001300	64200-001302	64200-032020	64200-032030
160070				64200-001490			
160090		64200-014000	64200-014005	64200-001650		64200-033020	64200-033030
200090				64200-001800	64200-001805		
200120		64200-018700		64200-001850	64200-001855		

→ SpinNet™ SD ASSEMBLY STANDS

SpinNet™ SD, UD STAND, LR SWIVEL, FLOW YYY, MICRO-TUBE LENGTH XXX, STABILIZER, BARB CONNECTOR TO LATERAL PIPE, AD VALVE 20

1*	2*	15 CM	30 CM	60 CM	90 CM
90/50	GREEN				
120/70		64200-011500	64200-011800		
160/70				64200-014600	
160/90				64200-014700	
200/90					
200/120					

1. Model & regulation chamber color + SD color
2. Swivel color

SpinNet™ SD, UD STAND, LR SWIVEL, FLOW YYY, MICRO-TUBE LENGTH XXX, STABILIZER, BARB CONNECTOR TO LATERAL PIPE AND AD VALVE 15

1*	2*	15 CM	30 CM	60 CM	90 CM
90/50	GREEN				
120/70					
160/70					
160/90					
200/90					
200/120					

1. Model & regulation chamber color+ SD color
2. Swivel color

SpinNet™, UD STAND, LR SWIVEL, FLOW YYY, MICRO-TUBE LENGTH XXX, STABILIZER, PRESS-FIT CONNECTOR TO LATERAL PIPE, AD VALVE 20

1*	2*	15 CM	30 CM	60 CM	90 CM
90/50	GREEN				
120/70		64200-011805	64200-011810		
160/70			64200-001675		
160/90				64200-014652	
200/90					
200/120					

1. Model & regulation chamber color+ SD color
2. Swivel color

SpinNet™, UD STAND, LR SWIVEL, FLOW YYY, MICRO-TUBE LENGTH XXX, STABILIZER, PRESS-FIT CONNECTOR TO LATERAL PIPE AND AD VALVE 15

1*	2*	15 CM	30 CM	60 CM	90 CM	
90/50	GREEN					
120/70				64200-011900		
160/70						
160/90				64200-014550	64200-014740	64200-014660
200/90			64200-014310			
200/120						

1. Model & regulation chamber color+ SD color
2. Swivel color

→ SpinNet™ SD COMPONENTS

SpinNet™ BODY NOZZLE

ILLUSTRATION	NOZZLE COLOR / FLOW	CATALOG NUMBER
	90 / ORANGE	64220-004100
	120 / RED	64220-004200
	160 / BROWN	64220-004250
	200 / YELLOW	64220-004300